

ACTIVE SHOOTER!

Mark Cleveland

26 years full time law enforcement, 7 years part time

20 years SOT Team, SOT Instructor

25 years training Law Enforcement, Private Security and
Civilians

ACTIVE SHOOTER!



ACTIVE SHOOTER!

- This class is for **adults** who want to understand how to protect themselves and the people around them!
- There is graphic discussion and graphic content that may upset you and your senses, **BE AWARE!**
- If you are easily offended, **DON'T TAKE THIS CLASS!**

Active Shooter!

- Objectives:
 - 1. Recognize an Active Shooter (Attacker) Situation
 - 2. Formulate a PLAN
 - 3. Deal with the aftermath

Recognition of . . .

- Who is it?
- What's happening, what's that noise?
- Where is it happening?
- When will it end?
- Why is it happening to ME?

Recognition of. . .

- Who is it?

- Terrorists
- Angry ex-employees or spouses
- Mentally unstable people
- Drug abusers



Recognition of . . .

- What's happening?



- Someone is attacking your friends, your FAMILY, the people around you!
- They may have guns, knives, clubs, bombs, etc.
- People are bleeding, broken, and dying!



Recognition of. . .

- What is that noise?
 - You may hear noises similar to. . .
 - Fire crackers
 - Cars backfiring
 - Books being slammed on a desk or floor.
 - People will be screaming and running.
 - Wounded people moaning, crying, begging for help.

Recognition of . . .

- Where is it happening?
 - Down this hall?
 - In that room?
 - In this parking lot?



Recognition of . . .



- When will it end?
 - When the attacker runs out of ammo or gets too tired to continue the attack.
 - When the attacker kills everyone he's after.
 - When the attacker kills themselves.
 - When someone kills or captures the attacker.

Recognition of. . .

- Why is it happening to me?
 - There is no good answer to this question.
 - We have to accept the fact the there are **evil** people and **evil** drugs in our society.



Recognition of . . .

- If any of these things are happening,

DON'T BE COMPLACENT!



HAVE A PLAN!

Have a plan!

- If you **FAIL** to plan,
PLAN to fail!

Have a plan! RUN

1st step in the
PLAN..

**RUN, RUN,
RUN!**



Have a plan! RUN

- All you need to take with you, **besides people**, is your cell phone and your car keys!

Don't wrestle with people!

You can replace everything in your purse, your wallet, your car, your office.

● **BUT,**

YOU CAN'T BE REPLACED!



Have a plan! RUN

- Where to start planning.
- Know where the exits are!
 - Find more than one exit.
 - Know which way the exit doors open.
 - Know what's outside the door.



Run as fast and as far as you can!

Have a plan! RUN

- Be realistic in your “run” plan.
 - How fast can you run?
 - How far can you run?
 - Where will you run?



Have a plan! RUN

- Let your family & friends know where you're running to.
 - You won't be "missing".
 - They will know how you're doing.
 - They can get aid to you more quickly.

Have a plan! RUN

Don't try to call the Police while you are running!

Get as far away as you can! When you get there, rest a minute, once you have caught your breath, call.

Not being able to get through is a good sign, that means many other people are calling as well. But. . .

Have a plan! RUN

- Step 1 in your PLAN,
 - **RUN!**
 - As far and as fast as you can.
 - Take your friends, phone, and keys with you.
 - Tell others where you are running to.

Have a plan! HIDE

- 2nd step in the PLAN.
- If you can't run, if you're exits are blocked. . .

HIDE!



Have a plan! HIDE

- Something you need to know;
 - Concealment:
 - Will hide you from the bad guy but will not protect you from bullets.
 - Cover:
 - Will **STOP BULLETS**, it will both hide and protect you.

Know the difference and which you're hiding behind!

Have a plan! HIDE

Lock and barricade the door!

Use anything you can move!

Filing Cabinets

Couches

Chairs

Tables



Hide in an interior closet, a bathroom, etc!

Someplace that will **stop** bullets (COVER)

Turn your cell phone **OFF!**

Have a plan! HIDE

- Don't make **any** noise!
 - Take your shoes off if you're on a hard floor.
- Don't move around!
 - Make yourself as comfortable as you can, it may be a long time until law enforcement shows up.



Have a plan! Hide



- When Security or Police arrive, they will announce their arrival.
 - Don't jump up and go running to them!
 - **STAY IN PLACE**, call 911 and tell the dispatcher where you are and that you hear the officers.
 - **FOLLOW THEIR INSTRUCTIONS!**

Have a plan! HIDE

- Did I mention?
 - It's best to. . .



STAY IN PLACE!

Have a plan! HIDE

- If you panic and decide to run to the officers. (Don't, but if you do, DON'T, but,)
 - Keep your hands up and visible.
 - Keep your fingers open, show your palms.
 - Stand to the side of the passageway.
 - Don't talk to or try to grab the officers.
 - They will knock you down,
 - Push you out of the way,
 - Shove you aside

STAY IN PLACE AND OUT OF THE WAY!



Have a plan! HIDE

Step #2,

- Lock and barricade the door
- Use COVER, not concealment
- TURN OFF YOUR PHONE, don't make noise.
- Make yourself comfortable
- Stay in place!

Have a plan! FIGHT

- Step 3. . .

FIGHT!



Have a plan! FIGHT

- When you make the decision to fight, this **IS** the biggest decision of **your life!**



YOUR family's **LIVES!**

YOUR friend's **LIVES!**

YOUR LIFE!



Fight to Survive!

Have a plan! FIGHT

- Use anything nearby as a weapon!

- Anything!

- GUNS
- Pens
- Pencils
- Knives
- Letter Openers
- Table Legs
- Coffee Mugs
- Flower Vases
- Desk Drawers
- Rulers
- Fingernail Files
- Baseball bats

ANYTHING!


Have a plan! FIGHT

- It's better to have it and not need it,
than need it and not have it!

Figure out what weapons you have at your disposal long before you need them!



Have a plan! FIGHT



*** WARNING ***

Boring cop training to follow!

*** WARNING ***

Have a plan! FIGHT

THE O.O.D.A. LOOP

- Observe
 - See what's happening.
- Orient
 - Figure out what's happening.
- Decide
 - What to do.
- Act
 - Perform

Have a plan! FIGHT

- If you break the OODA loop. You get a brief pause in the fight.



- Take this time to **GET AHEAD!!**

Have a plan! FIGHT

- Make your first strike the **most devastating!**
 - Aim for vital parts of the body!
 - Eyes
 - Throat
 - Major Blood Vessels
 - Large Nerve Groups

**Remember,
DEVASTATING!**



Have a plan! FIGHT

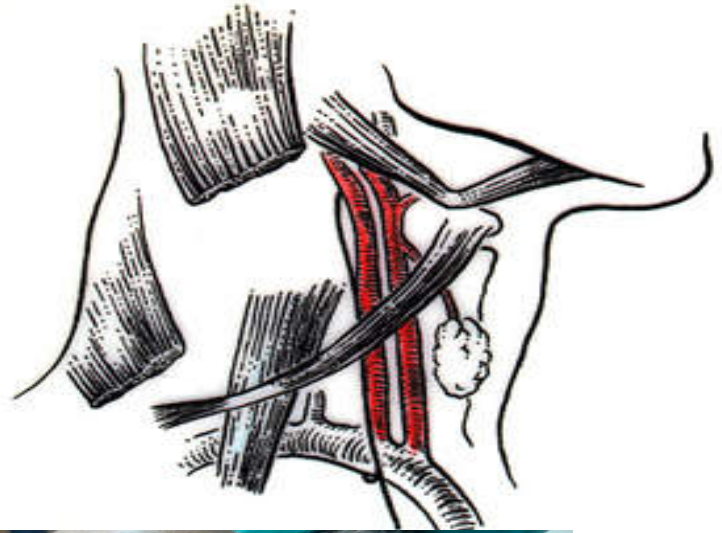
- **Devastate** the eyes!



Reality-Based means knowing all about the legal Use-of-Force levels

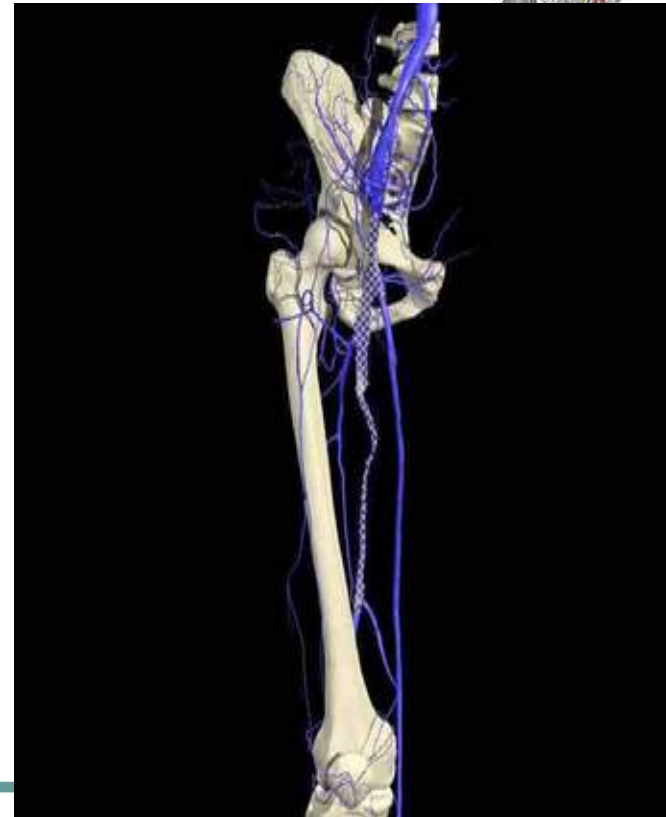
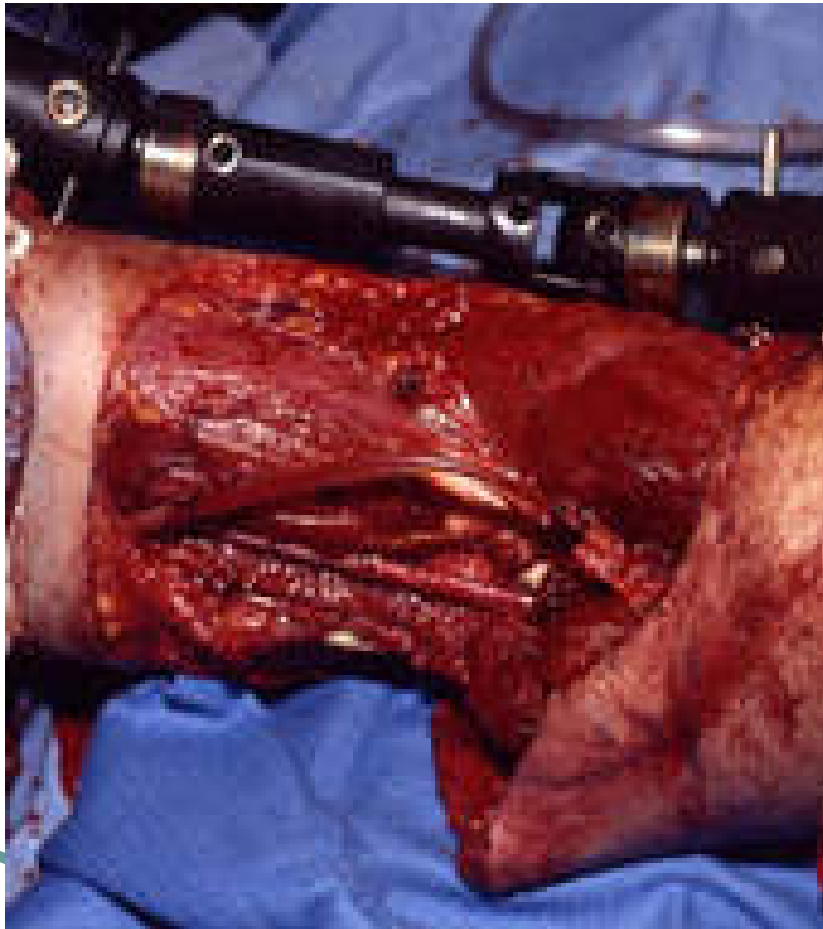
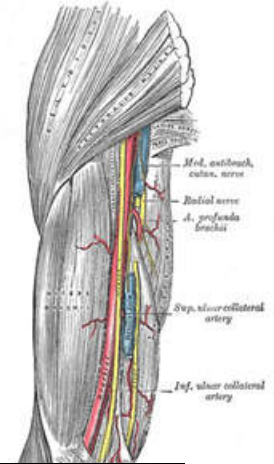
Have a plan! FIGHT

- **Devastate** the throat!
 - Blood and Air



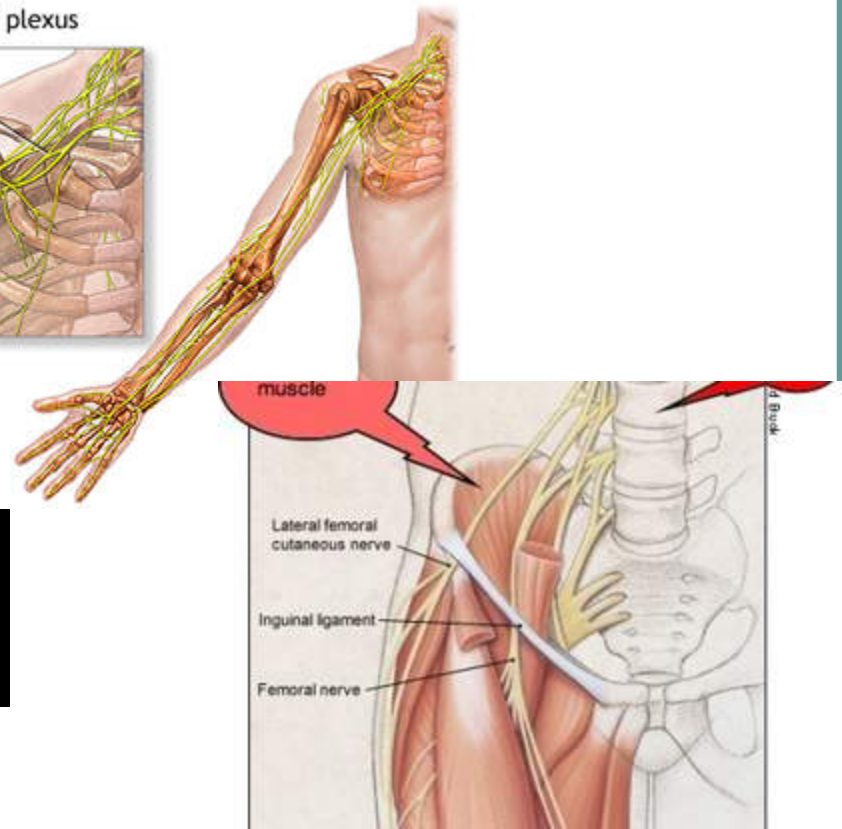
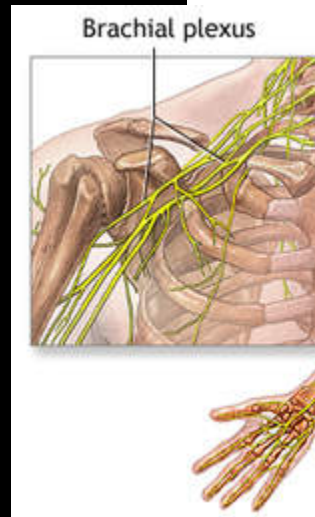
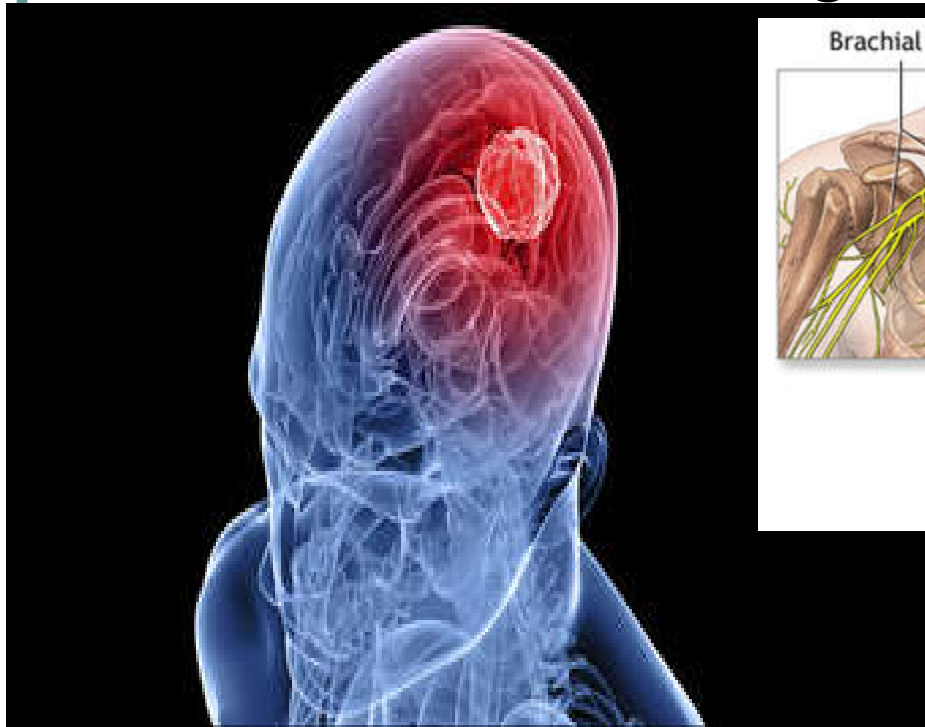
Have a plan! FIGHT

- **Devastate** the major blood vessels!



Have a plan! FIGHT

- **Devastate** the large nerve groups!



Have a plan! FIGHT

- During the fight, understand that you may get hurt, cut, or shot.
 - There may be **LOTS** of **blood**.
 - Lots of pain.
 - Lots of noise.

You made the decision to LIVE!

FIGHT to LIVE!
FIGHT to SURVIVE!



Have a plan! FIGHT

- **Devastate** the bad guy!
 - **KILL HIM**, don't let him kill you!
- Stay in the fight, no matter how long it takes!
 - Cut, Stab, Hit, Poke, Bite, Beat. . .

Don't give up!

Have a plan! FIGHT


It's hard to
beat a person
who NEVER
GIVES UP.

— Babe Ruth
POSITIVEMOTIVATION.NET

Don't give up!


Have a plan! FIGHT

- **Remember**, you're not fighting just for you,
 - You're fighting for your **family!**
 - Children
 - Spouse
 - Mom & Dad
 - You're fighting for your **friends!**
 - Co-workers
 - Neighbors
 - Card players
 - Church Goers



Have a plan! FIGHT

- “Prepare for the worst, hope for the best.”



Have a plan! FIGHT

- Three types of people
 - Sheep
 - Go thru life thinking life is green grass and clover
 - Wolves
 - Go thru life killing, eating, stealing, raping, the sheep
 - Sheep Dogs
 - Go thru life being aware and ready to protect the sheep

Have a plan! FIGHT

- Now you have the information to be prepared. . .
- **Prepare!**
 - **Your family needs you to be there for them!**

Have a plan! FIGHT

- Nurse who just took the class.
 - She had thought thru her plan
 - She was mentally prepared.
 - When she couldn't run, she hid.
 - She barricaded the door.
 - She gathered her weapons.

Everyone around her froze and had no idea what to do. **Don't be like "them" (sheep)!**

Have a plan!

- You now have your plan.

**RUN,
HIDE,
FIGHT!**

Aftermath

- Fix your wounds.
- Fix your family, friends and other wounded.
- Have your support group in place and ready to help.