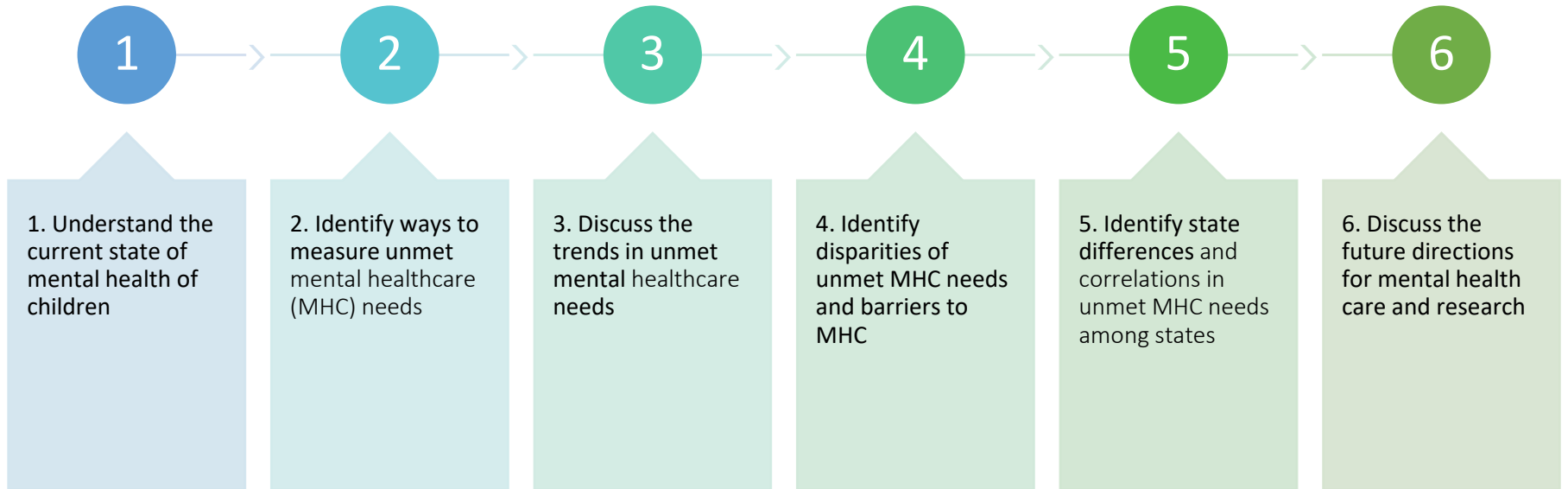


Unmet Pediatric Mental Healthcare Needs

Cassie McCoy B.S., Pedro Braga B.S., Covenant
Elenwo M.P.H., Michael A. Baxter M.D., Tessa Chesher D.O.,
Micah Hartwell Ph.D.

Objectives





KITV 4 abc ISLAND NEWS
6:06 82°
CHILDREN'S GROUPS DECLARE NATIONAL EMERGENCY
MENTAL HEALTH ISSUES RISE DURING PANDEMIC

Child Mental Health Crisis

- In October 2021, the American Academy of Pediatrics, the American Academy of Child and Adolescent Psychiatry, and the Children's Hospital Association jointly declared a National State of Emergency in Children's Mental Health.

Rising Rates of Mental Health Disorders Among Children

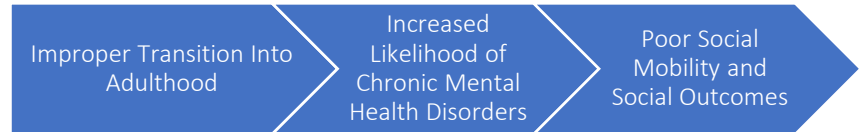
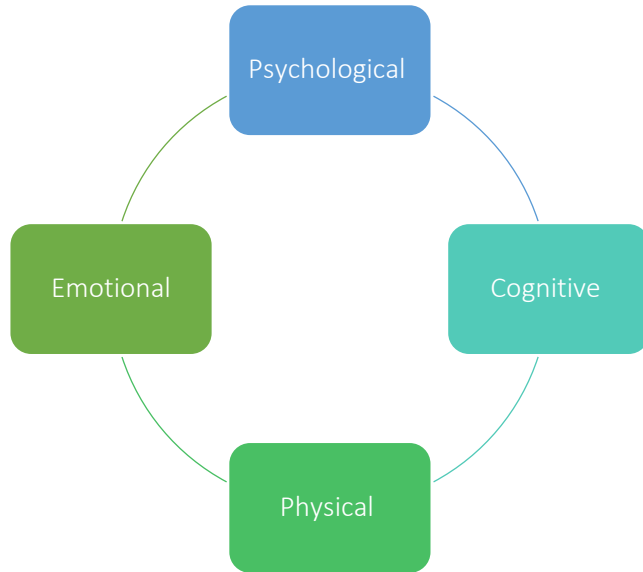
One in five children experience a mental health disorder each year



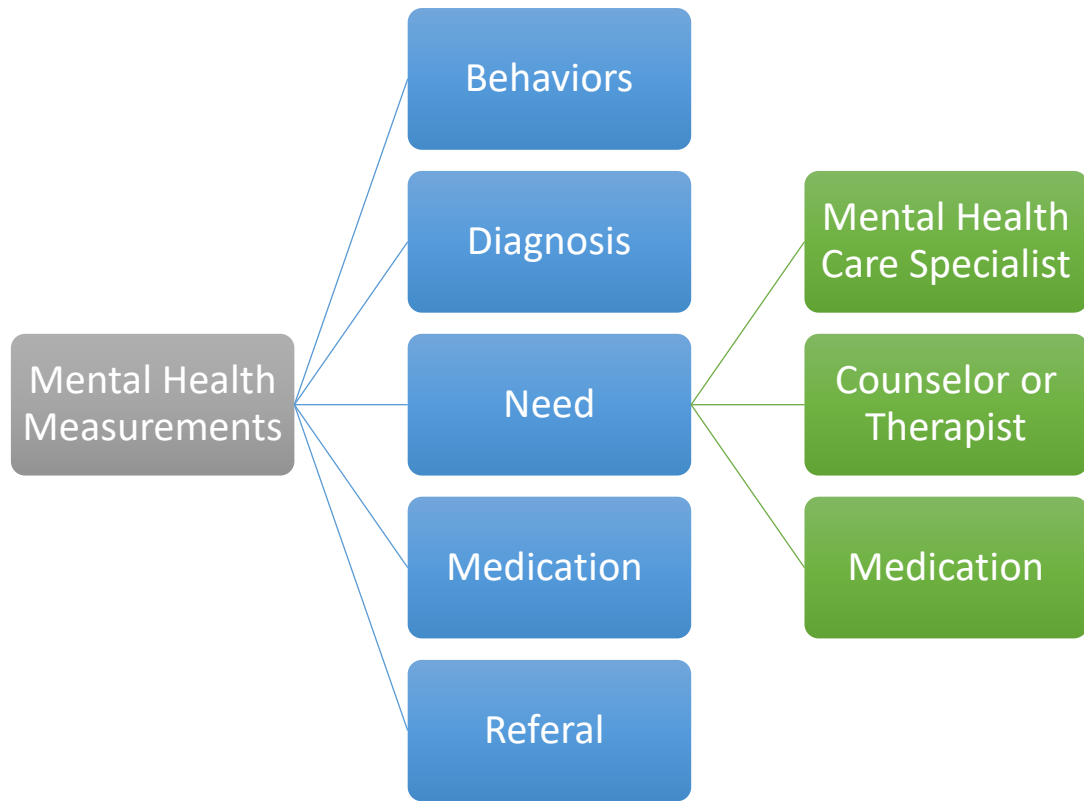
Two in five children will experience a mental health disorder by the age of 18



Effects of Childhood Mental Health Disorders



How is Mental Health Measured Nationally?



How to Measure Child Mental Healthcare Needs?

National Survey of Children's Health

Nationally representative survey of children aged 0-17 years who are noninstitutionalized with a primary caregiver completing the survey online or by mail.



Data Resource Center for
Child & Adolescent Health

A project of the Child and Adolescent Health Measurement Initiative

National Survey of Children's Health

C17 DURING THE PAST 12 MONTHS, has this child received any treatment or counseling from a mental health professional? *Mental health professionals include psychiatrists, psychologists, psychiatric nurses, and clinical social workers.*

- Yes
- No, but this child needed to see a mental health professional
- No, this child did not need to see a mental health professional → **SKIP to question C19**

C18 How difficult was it to get the mental health treatment or counseling that this child needed?

- Not difficult
- Somewhat difficult
- Very difficult
- It was not possible to obtain care

Methods

We determined the population estimates and plotted trends of unmet MHC needs from 2016–2020

- All Children
- Age
- Race/ethnicity
- Percent of Federal Poverty Guideline

We Design-based χ^2 tests to determine if there was a difference in the rate of children's unmet MHC needs between 2016–2019 and 2019–2020.

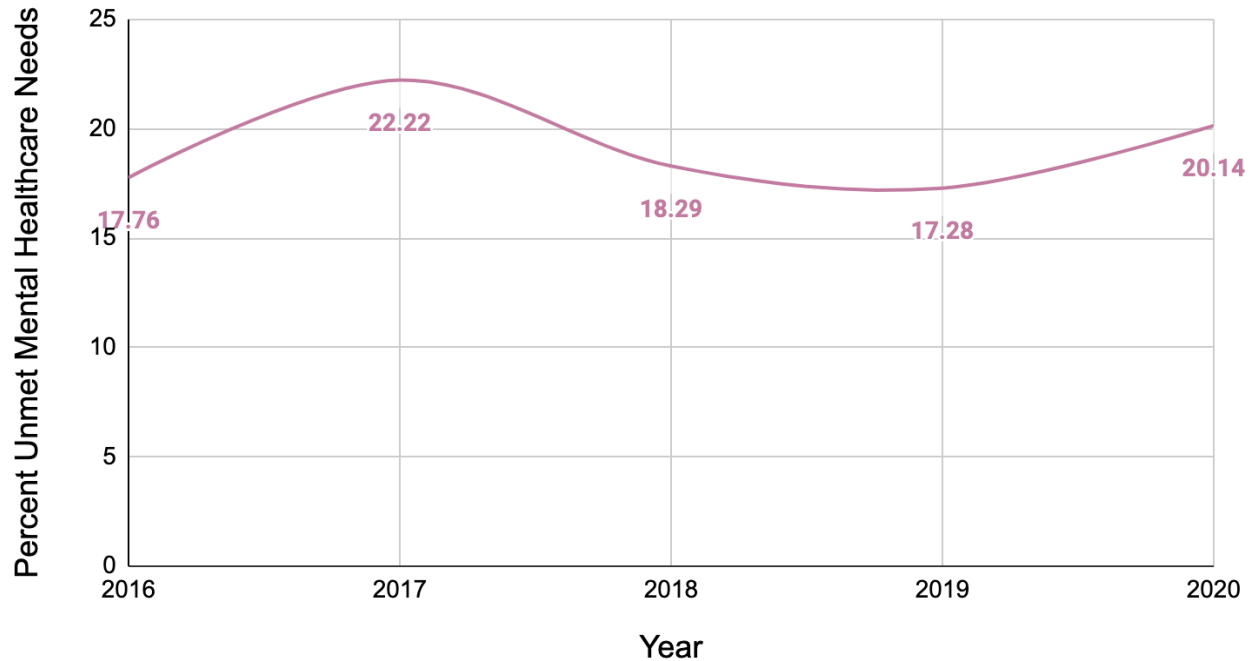
We estimated state-level rates of unmet MHC needs annually and the 5-year averages and percent change 2016-2019 and 2019-2020

- Assessed potential impact of the COVID-19 Pandemic

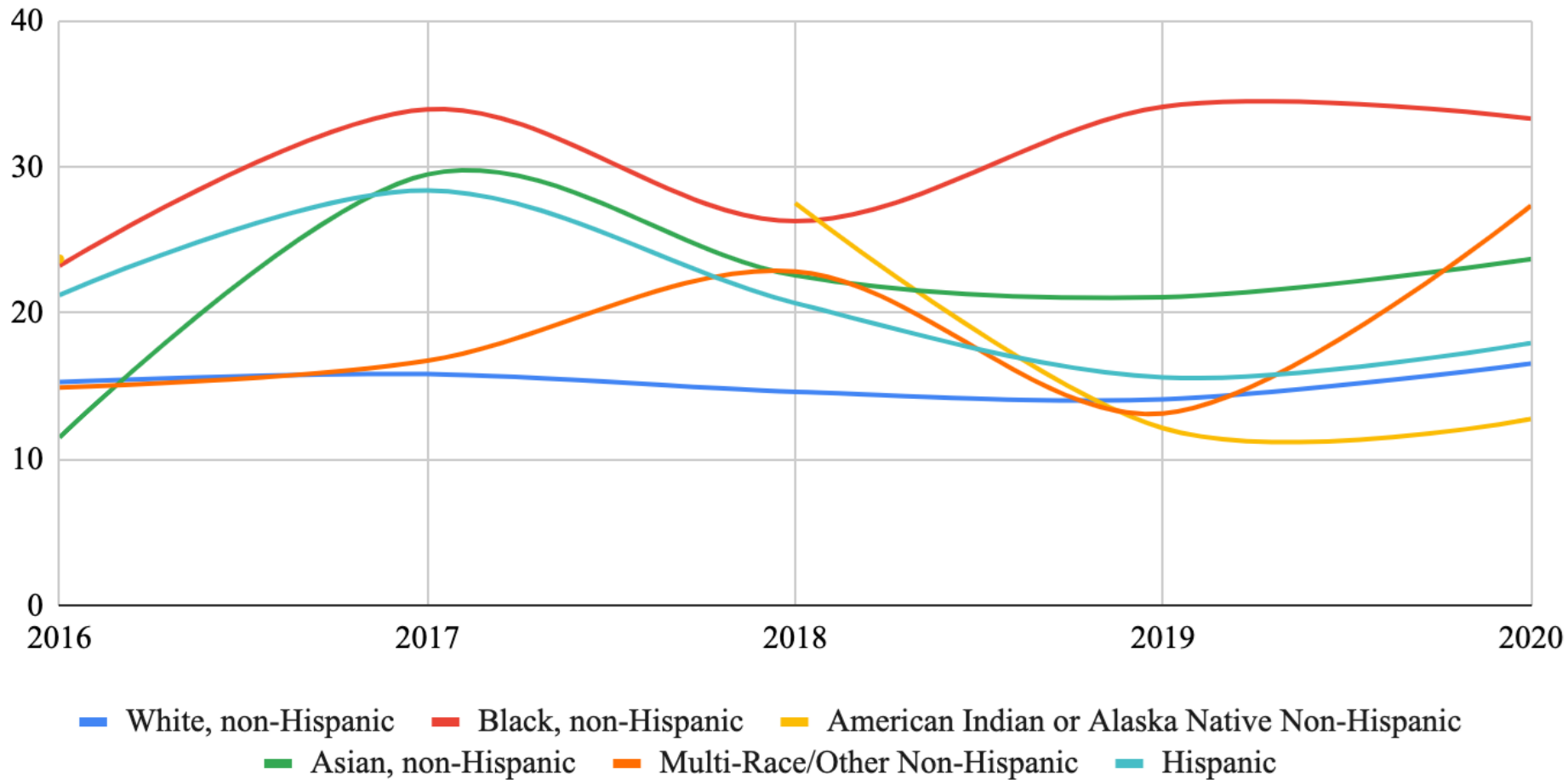
To assess disparities of unmet MHC needs we constructed logistic regression models to measure associations, via odds ratio, between children's unmet MHC by demographic factors.

The Trends in Unmet MHC needs

Five Year Trends in Child Unmet Mental Health Care Needs 2016-2020



Trends in Unmet Mental Healthcare Needs in the United States



Mental Health Disparities among Black Children

- Black children were 4.7 times more likely to have unmet MHC needs than White children
- Black children had the highest unmet MHC needs each year with an average of **30%** having an unmet need.

Mental Health Disparities for Black Children Impact Mental Well-Being and Self-Identity

Systemic Racism

Intergenerational Trauma

Discrimination

Daily Microaggressions

Stigma

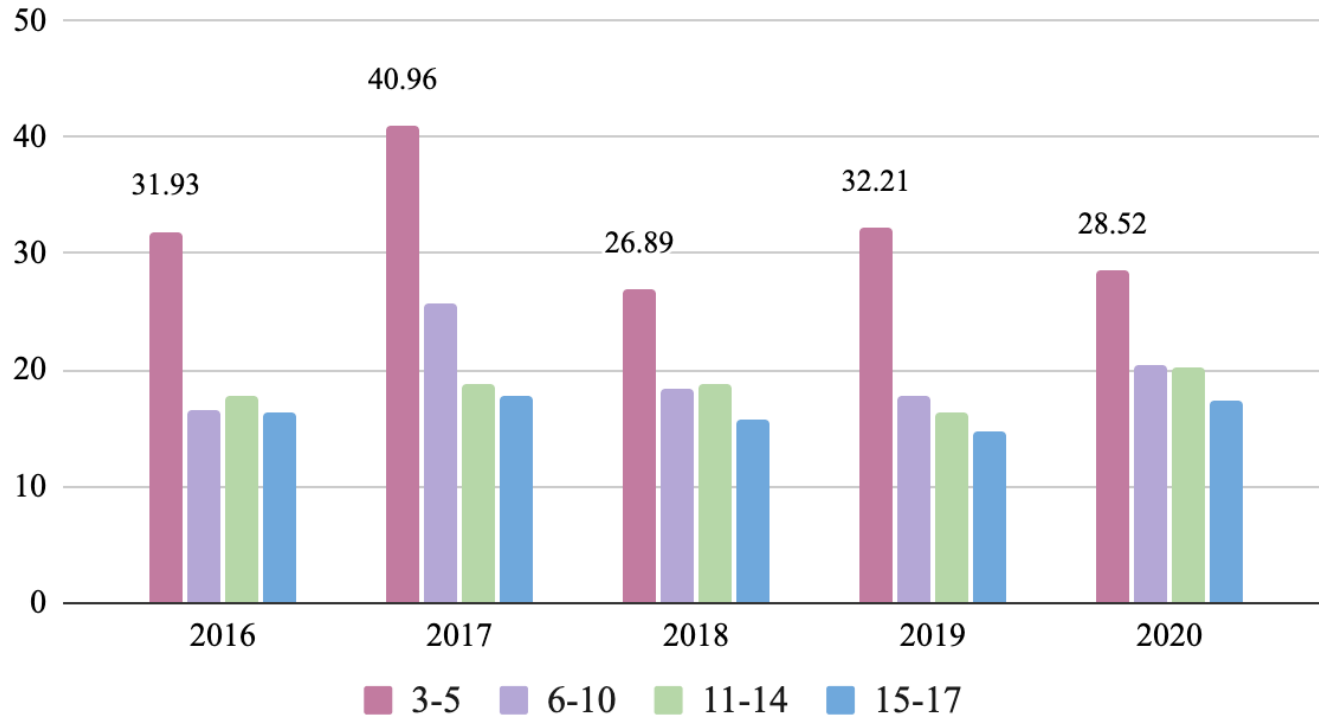
Additional
Drivers of
Unmet MHC
Needs for
Black Children

Mental Healthcare Stigma

General Mistrust of the
Healthcare System

Inability to Identify Mental
Health Resources

Unmet Mental Health Care Needs by Age Group



Mental Health Disparities among Early Childhood

- Children aged **3-5** were **2.6 times** more likely to have unmet MHC needs than children 6-10
- Children 3-5 had the highest unmet MHC needs each year with an average of 32% having an unmet need.

Increasing Age Groups Less Likely to have an Unmet Mental Health Need

Family Circumstance

- Transportation
- Socioeconomic status
- Childcare for other children within the home

Mental Health Provider Shortage

Developmental Attributes

- Communication Skills
 - Able to communicate needs
- Emotional Maturity
 - Better understanding of emotions
- Mobility and Independence
 - Increased accessibility

Urbanicity

We measured unmet MHC needs among children living in urban areas compared to children living in rural areas.

We found no statistically significant difference among children living in urban areas compared to rural areas.

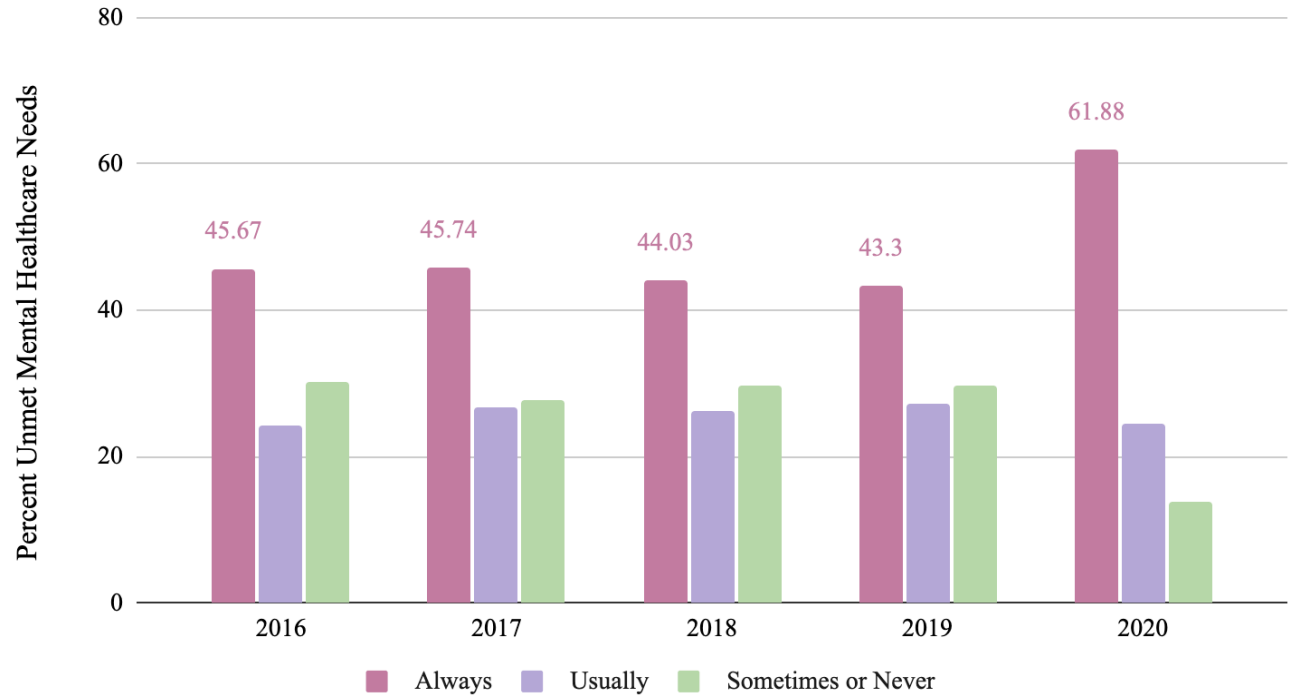
Federal Poverty level

Unmet Mental Health Care Needs by Federal Poverty Level

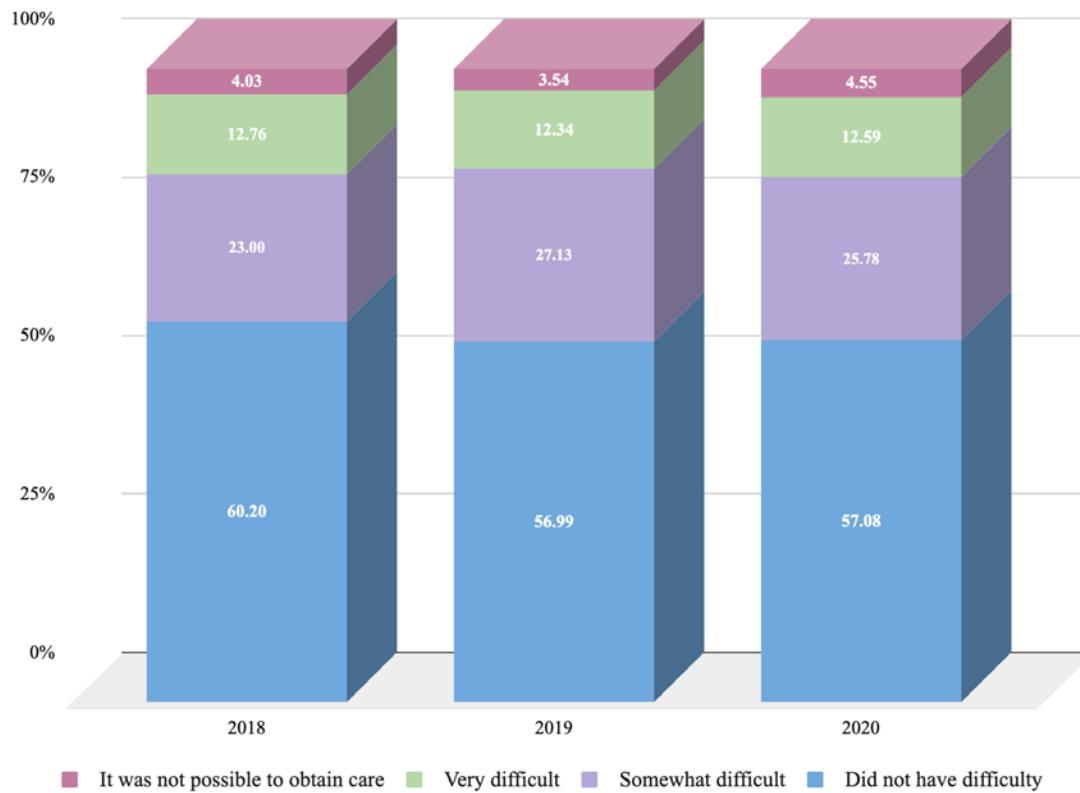


Insurance Coverage of Mental Healthcare Services

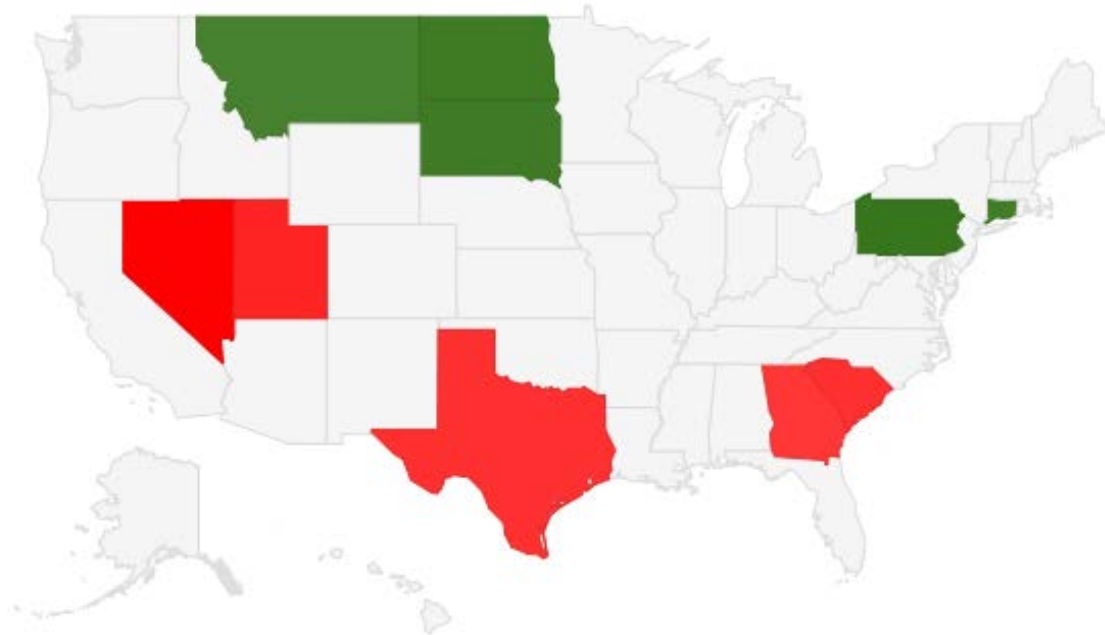
Insurance Coverage Among Children Receiving MHC



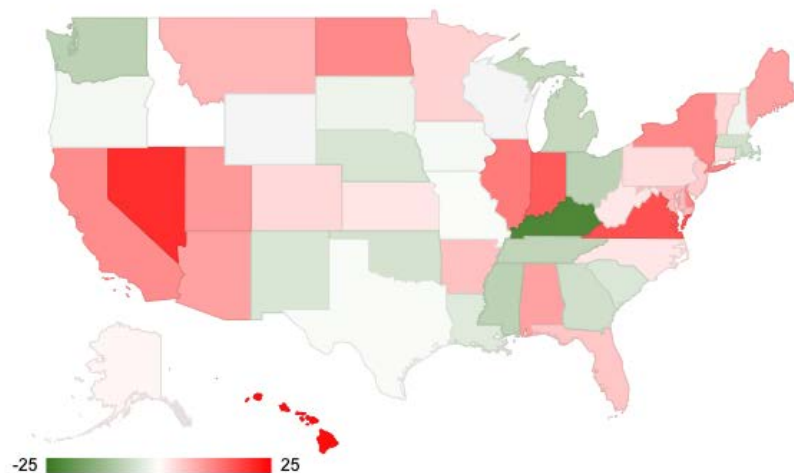
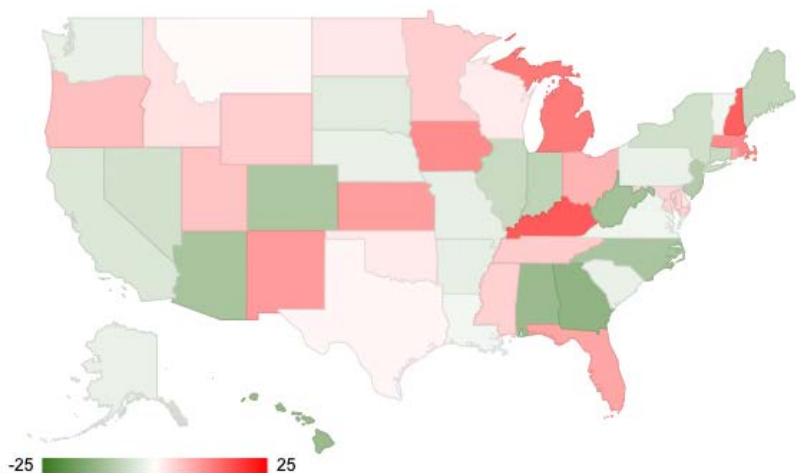
Difficulty Obtaining the Mental Health Care Services the Child Needed



States with Highest and Lowest Child Unmet MHC Needs 2016-2020



State Differences in Unmet MHC Needs



Limitations: Data Collection

Parent Reported Data

- Excludes children with caregiver unaware

Non-Institutionalized Children

- Children living in group-homes not included in the data

Limitations: Data Suppression of Racial Groups

- American Indian and Alaska Native
- Multi-racial
- Native Hawaii and Other Pacific Islander

Limitations: What are the Barriers?

Physical

- Transportation
- Accessibility of provider

Cultural

- Beliefs regarding mental health

Knowledge

- Understanding the help-seeking process
- Understanding the resources especially for infants and early childhood

Payment

- Lack of insurance or adequate insurance
- Socioeconomic status

Future Directions: Addressing the Child Mental Health Crisis

Improving access to MHC with medical technologies such as expanding telehealth


Policymakers, educators, and healthcare providers advocating and implementing evidence-based programs for MHC

Funding and improving surveillance measures, particularly for minority and low-income groups to allow for a more robust analysis of their MHC needs

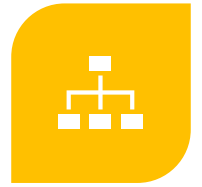
Social Emotional Learning



SELF-AWARENESS



SOCIAL
AWARENESS



SELF-
MANAGEMENT



RELATIONSHIP
SKILLS



RESPONSIBLE
DECISION MAKING

School- Based Health Centers (SBHC)

- Studies have shown that students frequently return for care with a MH provider
 - Familiar environment of a school-based program
 - Reduces transportation barriers
 - Increases accessibility

References

- [Dalabih A, Bennett E, Javier JR, Pediatric Policy Council. The COVID-19 pandemic and pediatric mental health: advocating for improved access and recognition. *Pediatr Res.* 2022;91\(5\):1018-1020.](#)
- [Bitsko RH, Claussen AH, Lichstein J, et al. Mental Health Surveillance Among Children - United States, 2013-2019. *MMWR Suppl.* 2022;71\(2\):1-42.](#)
- [National Survey of Children's Health. Child and Adolescent Health Measurement Initiative \(CAHMI\), "2020 NSCH: Child Health Indicator and Subgroups Stata Codebook, Version 1.0." Published online 2021. \[childhealthdata.org\]\(http://childhealthdata.org\)](#)
- [Barlow JN. Restoring Optimal Black Mental Health and Reversing Intergenerational Trauma in an Era of Black Lives Matter. *Biography.* 2018;41\(4\):895-908. doi:10.1353/bio.2018.0084](#)
- [Bitsko RH, Claussen AH, Lichstein J, et al. Mental Health Surveillance Among Children - United States, 2013-2019. *MMWR Suppl.* 2022;71\(2\):1-42.](#)
- [Lu W, Todhunter-Reid A, Mitsdarffer ML, Muñoz-Laboy M, Yoon AS, Xu L. Barriers and Facilitators for Mental Health Service Use Among Racial/Ethnic Minority Adolescents: A Systematic Review of Literature. doi:10.1016/j.jadohealth.2016.11.013](#)
- [Reardon T, Harvey K, Baranowska M, O'Brien D, Smith L, Creswell C. What do parents perceive are the barriers and facilitators to accessing psychological treatment for mental health problems in children and adolescents? A systematic review of qualitative and quantitative studies. *Eur Child Adolesc Psychiatry.* 2017;26\(6\):623-647.](#)
- [Triplett NS, Luo M, Nguyen JK, Sievert K. Social Determinants and Treatment of Mental Disorders Among Children: Analysis of Data From the National Survey of Children's Health. *Psychiatr Serv.* Published online December 16, 2021:appips202100307.](#)
- [Bernard DL, Calhoun CD, Banks DE, Halliday CA, Hughes-Halbert C, Danielson CK. Making the "C-ACE" for a Culturally-Informed Adverse Childhood Experiences Framework to Understand the Pervasive Mental Health Impact of Racism on Black Youth. *J Child Adolesc Trauma.* 2021;14\(2\):233-247.](#)

References Continued

- [Kentucky Legislative Research Commission. 20rs hb 352. Accessed August 2, 2022. https://apps.legislature.ky.gov/record/20rs/hb352.html](https://apps.legislature.ky.gov/record/20rs/hb352.html)
- [Kingery KL. County Health Rankings & Roadmaps. *J Youth Dev.* 2018;13\(3\):259-263.](#)
- [Rodgers CRR, Flores MW, Bassegy O, Augenblick JM, Cook BL. Racial/Ethnic Disparity Trends in Children's Mental Health Care Access and Expenditures From 2010 to 2017: Disparities Remain Despite Sweeping Policy Reform. *J Am Acad Child Adolesc Psychiatry.* Published online October 7, 2021. doi:10.1016/j.jaac.2021.09.420](#)
- [Stempel H, Cox-Martin MG, O'Leary S, Stein R, Allison MA. Students Seeking Mental Health Services at School-Based Health Centers: Characteristics and Utilization Patterns. *J Sch Health.* 2019;89\(10\):839-846.](#)
- [Bitsko RH, Claussen AH, Lichstein J, et al. Mental Health Surveillance Among Children - United States, 2013-2019. *MMWR Suppl.* 2022;71\(2\):1-42.](#)
- [Cummings JR, Wilk AS, Connors EH. Addressing the Child Mental Health State of Emergency in Schools-Opportunities for State Policy Makers. *JAMA Pediatr.* 2022;176\(6\):541-542.](#)
- [Kentucky Legislative Research Commission. *AN ACT Relating to School Safety and Declaring an Emergency.* Accessed July 27, 2022. https://apps.legislature.ky.gov/record/19rs/SB1.html#HCS1](https://apps.legislature.ky.gov/record/19rs/SB1.html#HCS1)
- [American Academy of Child and Adolescent Psychiatry. *Workforce maps by state: practicing child and adolescent psychiatrists.* www.aacap.org. Published 2018. Accessed July 30, 2022. https://www.aacap.org/aacap/Advocacy/Federal_and_State_Initiatives/Workforce_Maps/Home.aspx](https://www.aacap.org/aacap/Advocacy/Federal_and_State_Initiatives/Workforce_Maps/Home.aspx)